

# Screening of methanogens in a Simultaneous Bioreactor System (SBRS) with multiple determination under high pressure conditions

Sara Zwirtmayr<sup>a,\*</sup>, Patricia Pappenreiter<sup>a</sup>, Lisa-Maria Mauerhofer<sup>b</sup>,  
Simon K.-M. R. Rittmann<sup>b</sup> and Christian Paulik<sup>a</sup>

## Introduction

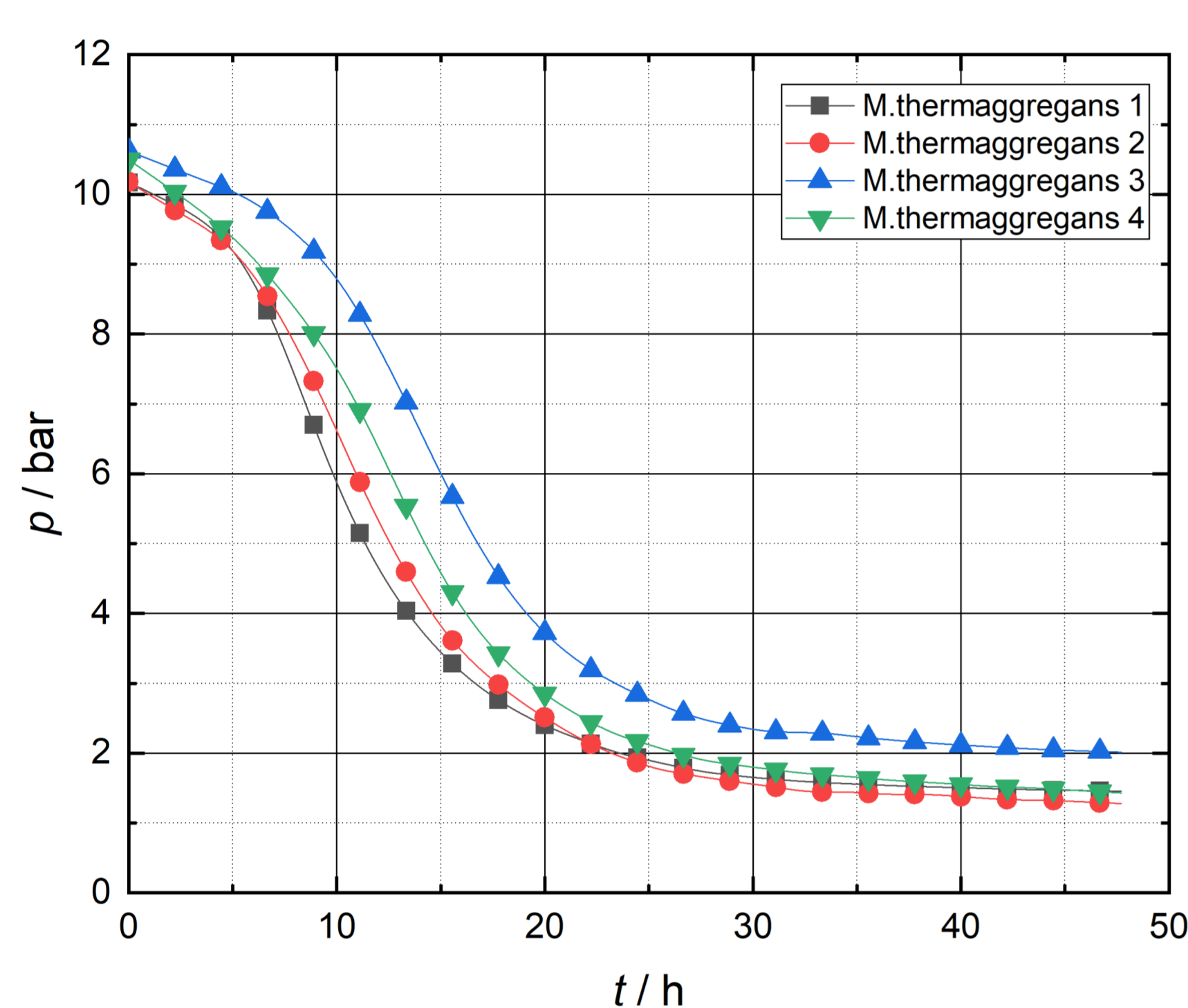
Biomethanisation is a biotechnological process for the production of methane (CH<sub>4</sub>), applying methanogenic microorganisms.

For the conversion CO<sub>2</sub>-hydrogenotrophic methanogens, which belong to the domain of Archaea utilize molecular hydrogen (H<sub>2</sub>) as a reductant together with CO<sub>2</sub> as a carbon and energy source to produce auto catalytically CH<sub>4</sub>, water and biomass according to (1)<sup>1-3</sup>.

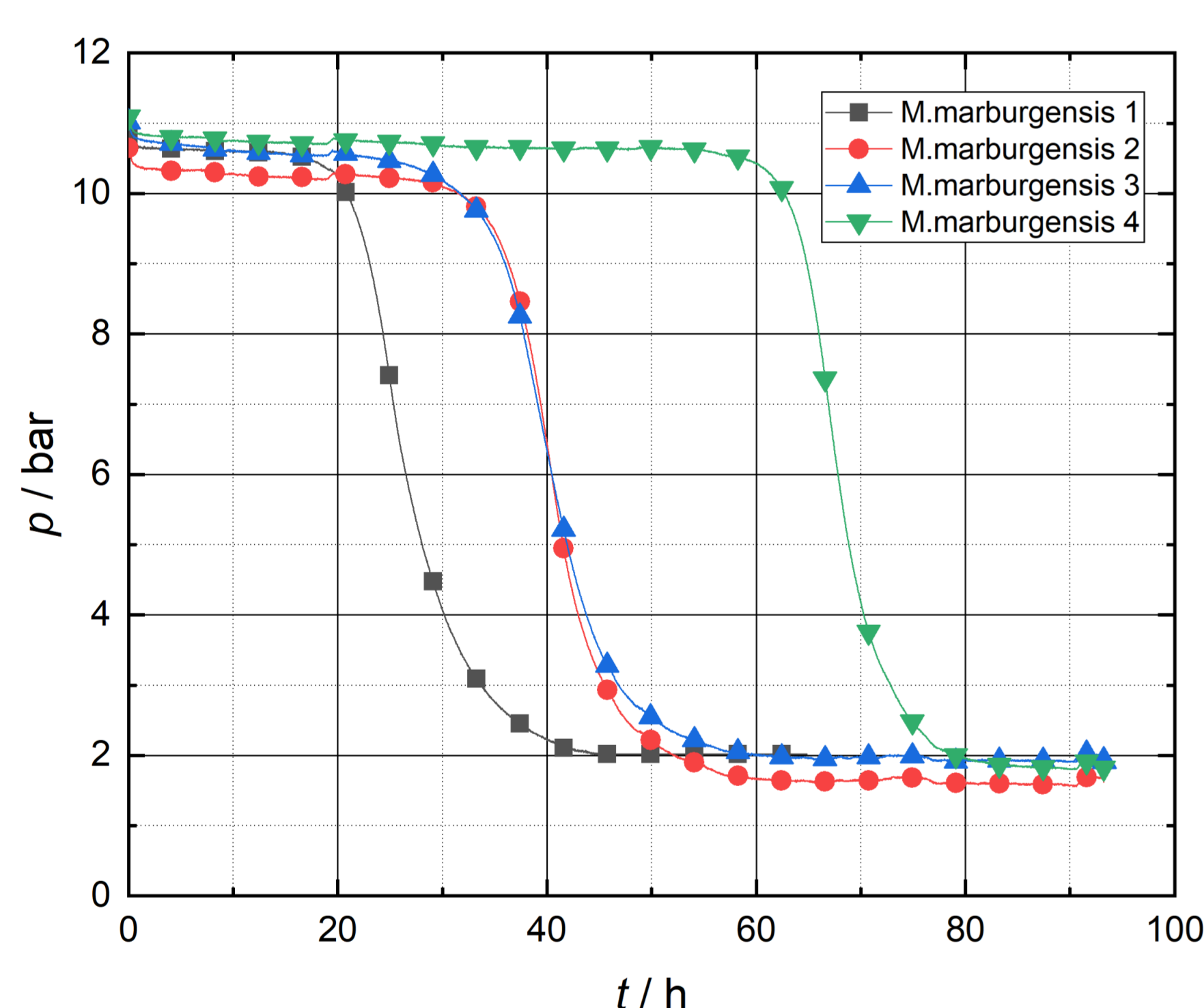


In the field of CO<sub>2</sub> based biological-methane-production (BMP) not many methanogenic strains were yet examined.

## Curves of the experiments



1) *M. thermaggregans*, 10 barg



3) *M. marburgensis*, 10 barg

## Experimental II - implementation

The SBRS was tested with three different methanogenic strains:

- *Methanothermobacter marburgensis* DSM 2133
- *Methanobacterium thermaggregans* DSM 3266
- *Methanobacterium palustre* DSM 3266

obtained from Deutsche Stammsammlung für Mikroorganismen und Zellkulturen.

The experiments were performed with a H<sub>2</sub>:CO<sub>2</sub> mixture (80 Vol.-% H<sub>2</sub> in CO<sub>2</sub>) and the strains were cultivated in *M. marburgensis* medium<sup>4</sup>.

The monitoring of the experiments was carried out primarily by means of pressure measurements.

## Scope of work

To perform reproducible CO<sub>2</sub>-BMP experiments in quadruplicates at elevated pressure levels a Simultaneous Bioreactor System (SBRS) was developed.

As a proof of principle, various CO<sub>2</sub>-hydrogenotrophic methanogenic strains were cultivated in the SBRS and the reproducibility of the system was evaluated.

## Experimental I - SBRS

The developed SBRS consist of four structurally identical bioreactors (R1-R4) made of stainless steel and can be used for screening methanogens in a closed batch cultivation mode up to 50 barg. Excepting the gassing line, all reactors can be operated independently, where each reactor has a total volume of 160 mL.

Each of the four vessels is equipped with an individual heating jacket as well as a digital pressure sensor on the top of each vessel to measure and control the pressure and temperature online. For better mixing of the cultures, the whole system is grounded on a lab shaker. A detailed flow sheet of the reactor system is shown in Figure 1.

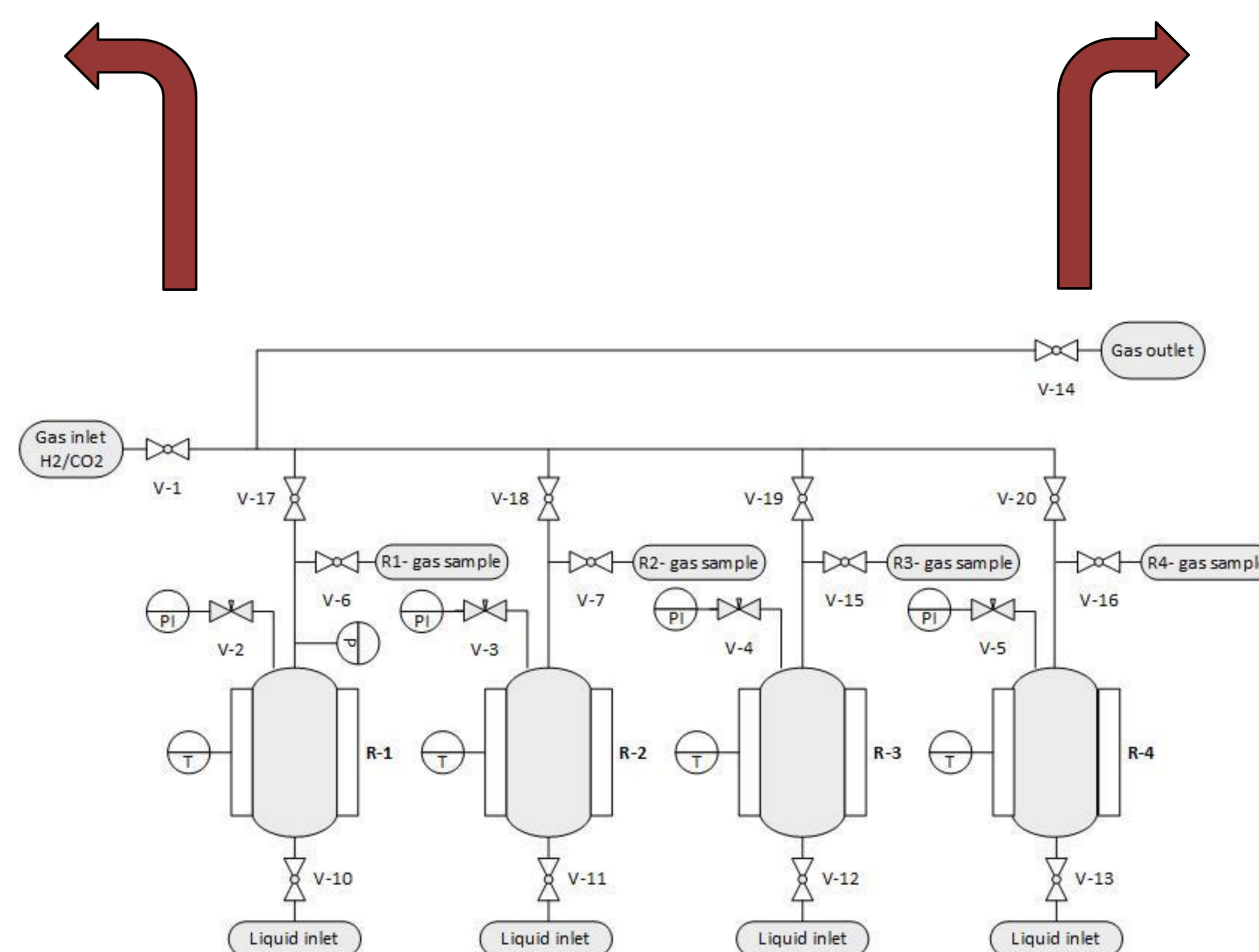
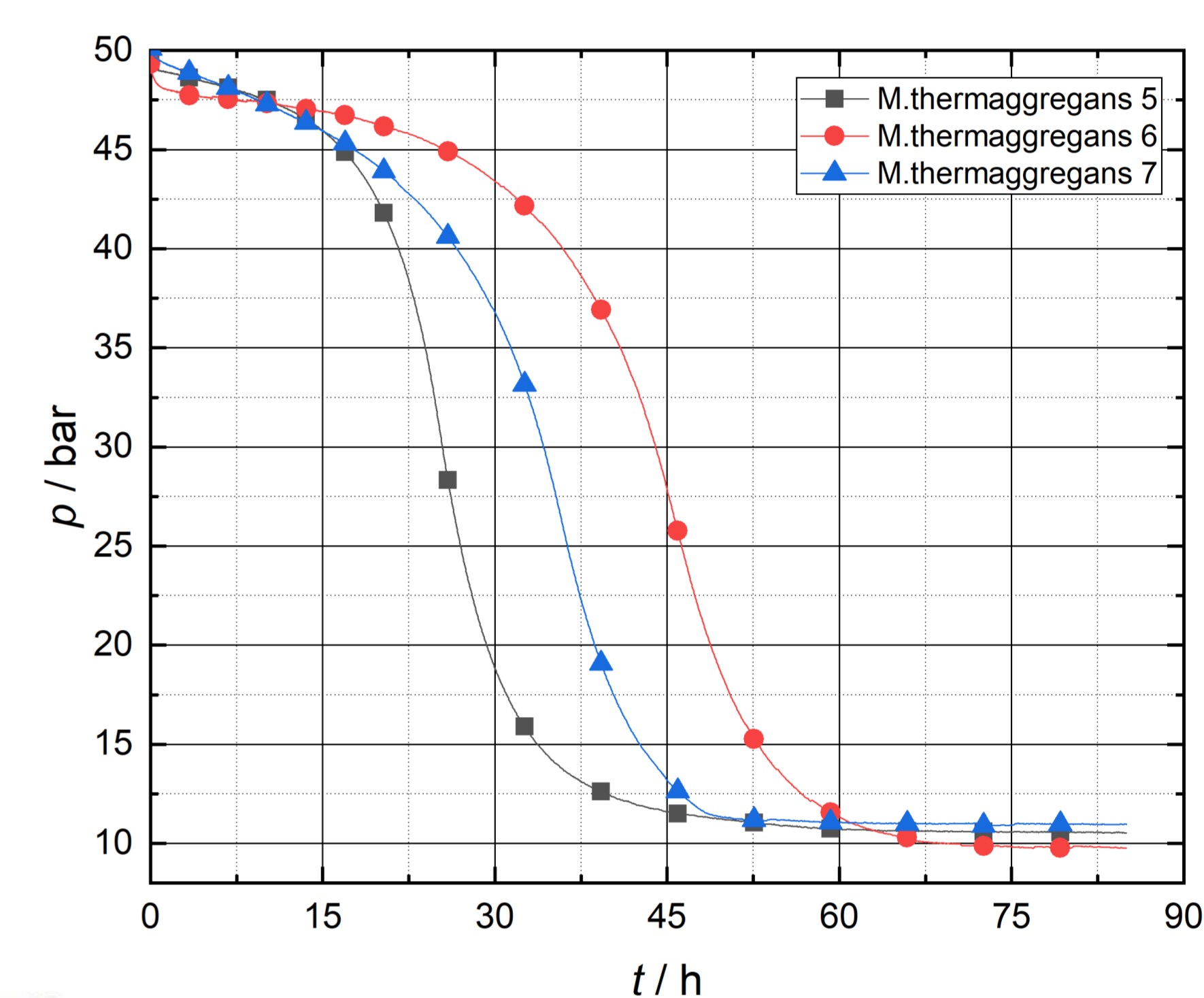
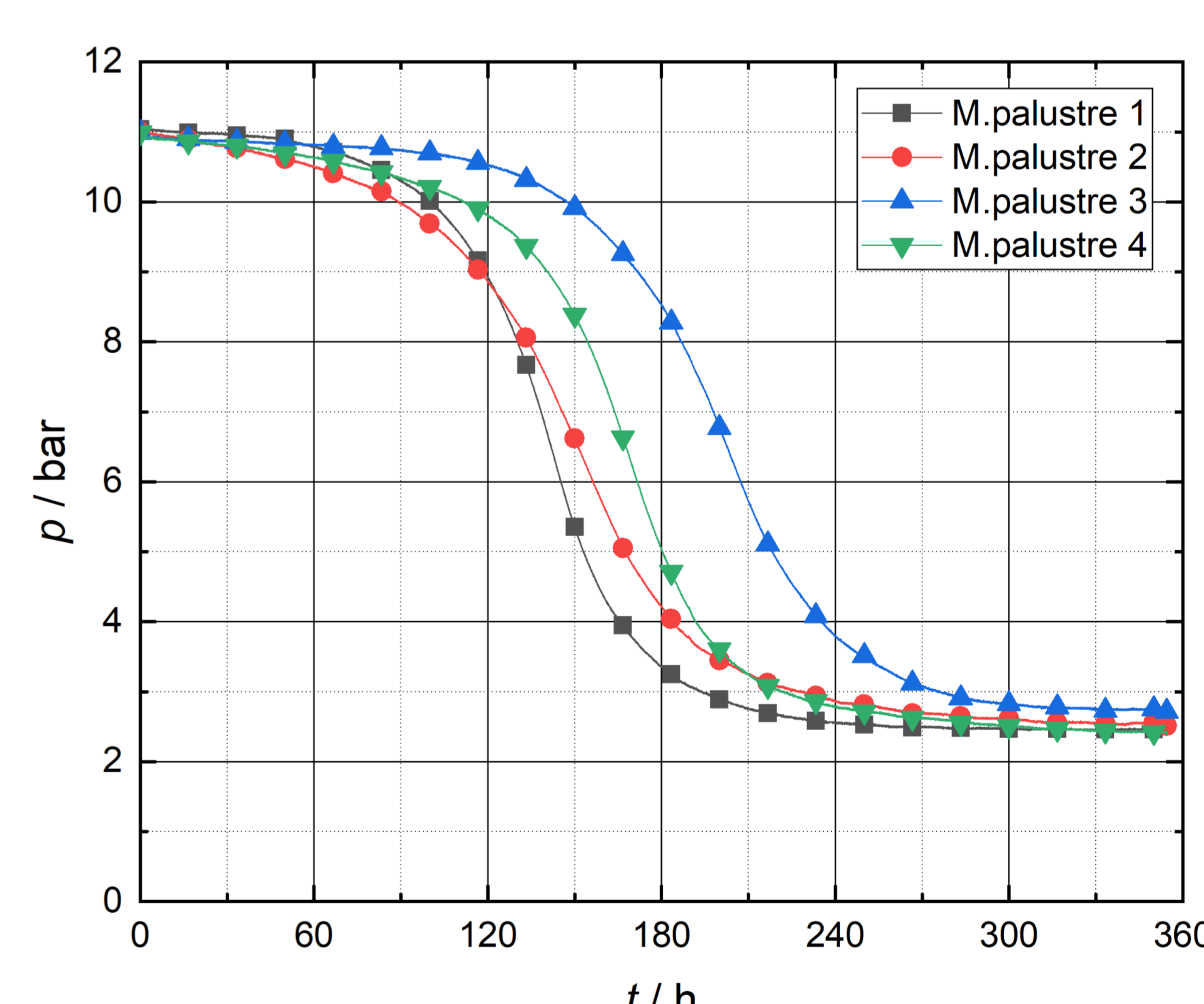


Figure 1:  
Flowsheet of the  
developed SBRS



2) *M. thermaggregans*, 50 barg



4) *M. palustre*, 10 barg

The production of CH<sub>4</sub> was checked by GC measurements for each experiment, whereby the gas samples were only taken at the end of the experiments.

## Results and conclusion

To test the reproducibility between the four vessels of the new developed SBRS, three strains were cultivated at different pressure levels (10 and

50 barg). Following the reaction stoichiometry (Equation 1) methanogenic CH<sub>4</sub> production leads to a pressure drop in the reactor. This may indicate gas conversion and indirectly the growth of the methanogenic strain.

The expected pressure drop was seen in all experiments (Graph 1-4) and a conversion < 95 % could be achieved. The experiments show also a good comparability of the four reactors. Therefore we concluded, that the SBRS is a suitable high throughput bioreactor system for fast characterization and screening of methanogens and gas converting microorganisms.

<sup>a)</sup> Institute for Chemical Technology of Organic Materials, Johannes Kepler University, Linz, Austria

<sup>\*</sup> Contact – Tel.: +43-732-2468-9034, e-mail: sara.zwirtmayr@jku.at

<sup>b)</sup> Archaea Biology and Ecogenomics Division, Department of Ecogenomics and Systems Biology, University Wien, Vienna, Austria

## References

- 1) Seifert et al., 2013    2) Rittmann et al., 2015  
3) Rittmann et al., 2014    4) Lecker et al., 2017